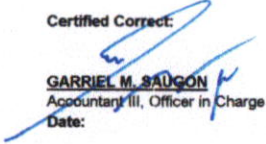


As at the Quarter Ending March 31, 2020


Department : Department of Trade and Industry (DTI)
 Agency : Technical Education and Skills Development Authority
 Operating Unit : Central Office
 Organization Code : 22 009 0100000
 Fund Cluster : 01 - Regular Agency Fund

Classification/Sources of Revenue and Other Receipts	UACS CODE	REVENUE TARGET (Annual) per BESF	Actual Revenue and Other Receipts Collections					Cumulative Remittance/Deposits to Date			Variance		Remarks
			1st Quarter Ending March 31	2nd Quarter Ending June 30	3rd Quarter Ending Sept. 30	4th Quarter Ending Dec. 31	Total	Remittance to BTr	Deposited with AGDB	TOTAL	Amount	%	
1	2	3	4	5	6	7	8=([5+]-[7]-[8+9])	9	10	11=([9+10])	12=([8-3])	13=([12/3])	14
Regular Agency Fund			1,241,266.76	-	-	-	1,241,266.76	1,241,266.76	-	1,241,266.76	1,241,266.76	-	-
Non-Revenue Collections/Other Receipts			1,241,266.76	-	-	-	1,241,266.76	1,241,266.76	-	1,241,266.76	1,241,266.76	-	-
Cash Receipts			1,241,266.76	-	-	-	1,241,266.76	1,241,266.76	-	1,241,266.76	1,241,266.76	-	-
Not Applicable			1,241,266.76	-	-	-	1,241,266.76	1,241,266.76	-	1,241,266.76	1,241,266.76	-	-
Petty Cash	1010102C00		65,455.12				65,455.12	65,455.12		65,455.12	65,455.12		
Accounts Receivable	1030101C00		111,912.00				111,912.00	111,912.00		111,912.00	111,912.00		
Other Receivables	1030990C00		37,218.55				37,218.55	37,218.55		37,218.55	37,218.55		
Advances for Special Disbursing Officer	1990103C00		867,713.31				867,713.31	867,713.31		867,713.31	867,713.31		
Advances to Officers and Employees	1990104C00		85,219.91				85,219.91	85,219.91		85,219.91	85,219.91		
Government Equity	3010101C00		10,250.00				10,250.00	10,250.00		10,250.00	10,250.00		
Income from Hostels/Dormitories and other Like facilities	4020213C00		46,120.00				46,120.00	46,120.00		46,120.00	46,120.00		
Representation Allowance	5010202C01		5,000.00				5,000.00	5,000.00		5,000.00	5,000.00		
Transportation Allowance (TA)	5010203C01		5,000.00				5,000.00	5,000.00		5,000.00	5,000.00		
Electricity Expenses	5020402C00		7,377.87				7,377.87	7,377.87		7,377.87	7,377.87		
TOTAL			1,241,266.76	-	-	-	1,241,266.76	1,241,266.76	-	1,241,266.76	1,241,266.76	-	-


Certified Correct:


GARRIEL M. SAUGON
 Accountant III, Officer in Charge
 Date:

Recommending Approval:


CARIZA A. DACUMA
 Director-in-Charge, FMS
 Date:


Approved By:



SIDRO B. LAPENA, Ph.D., CSEE
 Head of Agency/Department Secretary
 Date:


As at the Quarter Ending March 31, 2020

Agency: Technical Education and Skills
 Operating Unit: Central Office
 Organization Code: 22 009 0700000
 Fund Cluster: 06 - Business Related Funds

Classification/Sources of Revenue and Other Receipts	UACS CODE	REVENUE (Annual) per BESF	Actual Revenue and Other Receipts: Collections				Cumulative Remittance/Deposits to Date	Variance		Remarks			
			1st Quarter Ending March 31	2nd Quarter Ending June 30	3rd Quarter Ending Sept. 30	4th Quarter Ending Dec. 31		Remittance to BTR	Deposited with AGDB		Amount	%	
1	2	3	4	5	6	7	8=-(8+7)-8+9]	9	10	11=-(9+10)	12=(8-3)	13=(12/3)	14
Business Related Funds			9,455,911.48	-	-	-	9,455,911.48	-	9,455,911.48	9,455,911.48	9,455,911.48	-	
Non-Revenue Collections/Other Receipts			9,455,911.48	-	-	-	9,455,911.48	-	9,455,911.48	9,455,911.48	9,455,911.48	-	
Cash Receipts			9,455,911.48	-	-	-	9,455,911.48	-	9,455,911.48	9,455,911.48	9,455,911.48	-	
Not Applicable			9,455,911.48	-	-	-	9,455,911.48	-	9,455,911.48	9,455,911.48	9,455,911.48	-	
Accounts Receivable	1030101000	-	5,177,987.50	-	-	-	5,177,987.50	-	5,177,987.50	5,177,987.50	5,177,987.50	-	
Other Service Income	4020199099	-	1,162,040.00	-	-	-	1,162,040.00	-	1,162,040.00	1,162,040.00	1,162,040.00	-	
Rent/Lease Income	4020205000	-	1,837,245.00	-	-	-	1,837,245.00	-	1,837,245.00	1,837,245.00	1,837,245.00	-	
Income from Hostels/Corporates and other Like facilities	4020213000	-	1,164,875.00	-	-	-	1,164,875.00	-	1,164,875.00	1,164,875.00	1,164,875.00	-	
Others	4020221099	-	4,013.98	-	-	-	4,013.98	-	4,013.98	4,013.98	4,013.98	-	
Other Business Income	4020299099	-	109,750.00	-	-	-	109,750.00	-	109,750.00	109,750.00	109,750.00	-	
TOTAL			9,455,911.48	-	-	-	9,455,911.48	-	9,455,911.48	9,455,911.48	9,455,911.48	-	

Certified Correct: 
GABRIEL M. SALGADO
 Accountant in Charge
 Date: _____

Recommending Approval: 
CARIZA A. DEQUINA
 Director in Charge, FMS
 Date: _____

Approved By: 
ADORÓS LAPEÑA, PH.D., CSEE
 Head of Agency/Department Secretary
 Date: _____

As at the Quarter Ending March 31, 2020

Department: Department of Trade and Industry
 Agency: Technical Education and Skills
 Operating Unit: Central Office
 Organization Code: 22 009 0100000
 Fund Cluster: 07 - Trust Receipts

Classification/Sources of Revenue and Other Receipts	UACS CODE	REVENUE TARGET (Annual) per BESF	Actual Revenue and Other Receipts Collections					Cumulative Remittance/Deposits to Date			Variance		Remarks
			1st Quarter Ending March 31	2nd Quarter Ending June 30	3rd Quarter Ending Sept. 30	4th Quarter Ending Dec. 31	Total	Remittance to BTr	Deposited with AGDB	TOTAL	Amount	%	
1	2	3	4	5	6	7	8=[(6+(-)7)-9+9]	9	10	11=(9+10)	12=(8-3)	13=(12/3)	14
Trust Receipts		-	129,533.95	-	-	-	129,533.95	-	129,533.95	129,533.95	129,533.95	-	-
Non-Revenue Collections/Other Receipts		-	129,533.95	-	-	-	129,533.95	-	129,533.95	129,533.95	129,533.95	-	-
Cash Receipts		-	129,533.95	-	-	-	129,533.95	-	129,533.95	129,533.95	129,533.95	-	-
Not Applicable		-	129,533.95	-	-	-	129,533.95	-	129,533.95	129,533.95	129,533.95	-	-
Advances to Special Disbursing Officer	1990103000	-	114,089.50				114,089.50		114,089.50	114,089.50	114,089.50	-	-
Guaranty/Security Deposits Payable	2040104000	-	15,444.45				15,444.45		15,444.45	15,444.45	15,444.45	-	-
TOTAL		-	129,533.95	-	-	-	129,533.95	-	129,533.95	129,533.95	129,533.95	-	-

Certified Correct:

G. Saugon
GARRIEL M. SAUGON
 Accountant-in-Charge
 Date:

Recommending Approval:

Cariza A. Dacuma
CARIZA A. DACUMA
 Director-in-Charge, FMS
 Date:

Approved By:

S. Lapeña
SIDRO S. LAPEÑA, PhD., CSEE
 Head of Agency/Department Secretary
 Date: